

This is a general specification leaflet ; for specific applications not covered herein, contact Suntec.

Designed from the wellknown TA pump range, the SUNTEC **TAR** oil pump is specially designed for industrial heating applications using Marine Residual Fuels (as defined in ISO 8217 standard). **TAR** pump offer superior resistance to wear and improved pump life for abrasive fuels applications.

COMPATIBILITY

- Marine Residual Fuels (RMG), medium oil and heavy oil.
- Marine Distillate fuels applications possible.
- One or two-pipe system.

PUMP OPERATING PRINCIPLE

The gear set draws oil from the tank and transfers it to the valve regulating the oil pressure to the nozzle line. All oil which does not go through the nozzle line will be dumped through the valve back to the return line in two pipe installation or, if it is a one-pipe installation, back to the gear-set.

Bleed

The plug of the pressure gauge port must be loosened until the air is evacuated from the system.

Note

All TAR models are delivered for two-pipe system (by-pass plug fitted in vacuum gauge port).

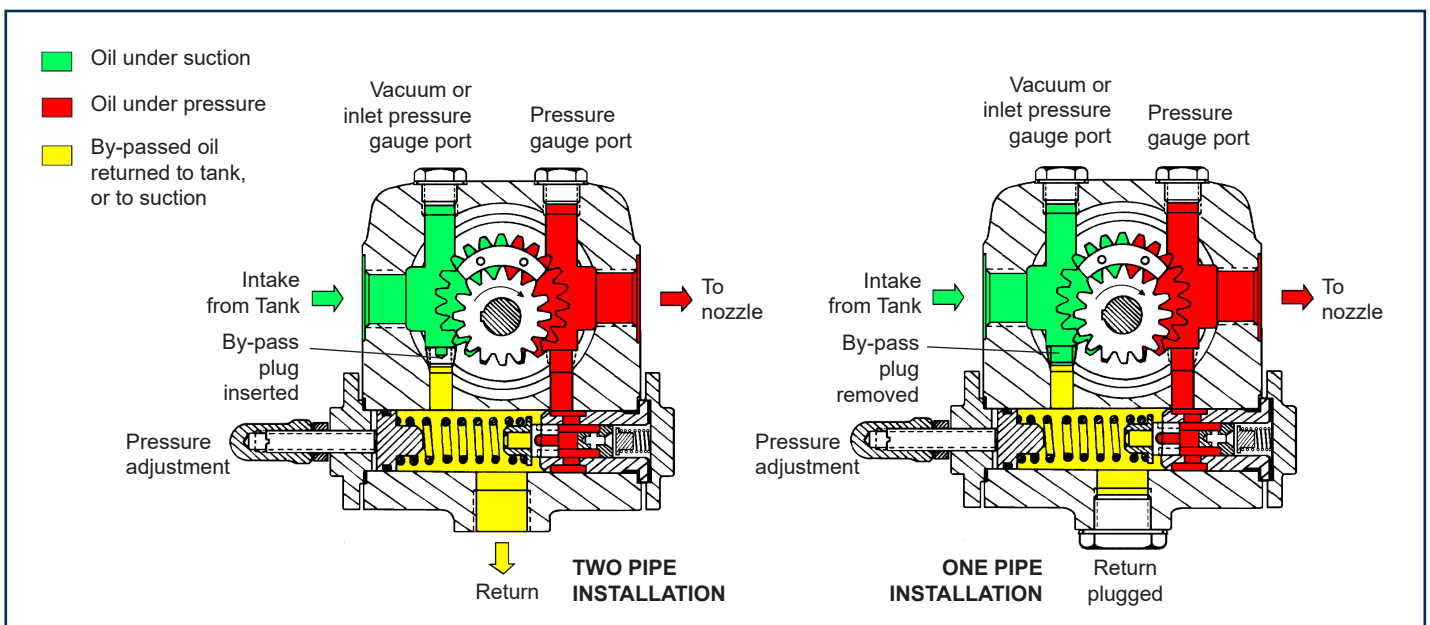
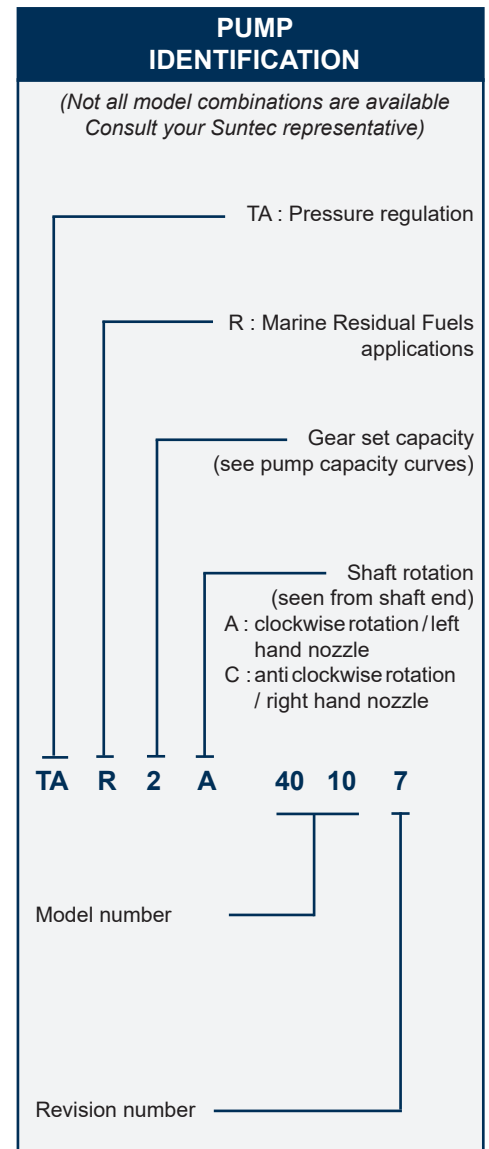
For one-pipe system, the by-pass plug must be removed and the return port sealed by steel plug and washer.

PREHEATING FACILITY

Care should be taken to avoid starting pump with high viscosity cold oil leading to pump and coupling damage. For this reason, the TAR pump body includes a cavity to accept an electric preheater. This cavity has been located to give maximum heat transfer from the heater to the oil in the pump without direct contact between the heater cartridge and the oil.

Heaters should be connected for a period of time prior to starting the pump. When the right temperature is reached, they can be switched off or left permanently switched on to maintain fluid oil in the pump during the periodic burner shut-downs.

The oil supply, pipes and filters must be separately heated.



TECHNICAL DATA

General

Mounting	Flange mounting		
Connection threads	Cylindrical according to ISO 228/1		
Inlet and return	G 1/2		
Nozzle outlet	G 1/2		
Pressure gauge port	G 1/4		
Vacuum gauge port	G 1/4		
Shaft	Ø 12 mm		
By-pass plug	Inserted in vacuum gauge port for 2 pipe system; to be removed with a 3/16" Allen key for 1 pipe system		
Weight	5,4 kg (TAR2)	-	5,7 kg (TAR3)
	6 kg (TAR4)	-	6,4 kg (TAR5)

Hydraulic data

Nozzle pressure range*	@ 2 cSt	@ 5 cSt	@20cst
TAR 2/3/4:	7 - 20 bars	7 - 40 bars	7 - 40 bars
TAR 5:	7 - 17 bars	7 - 30 bars	7 - 30 bars

*optional pressure range = 2-7 bars - contact SUNTEC.

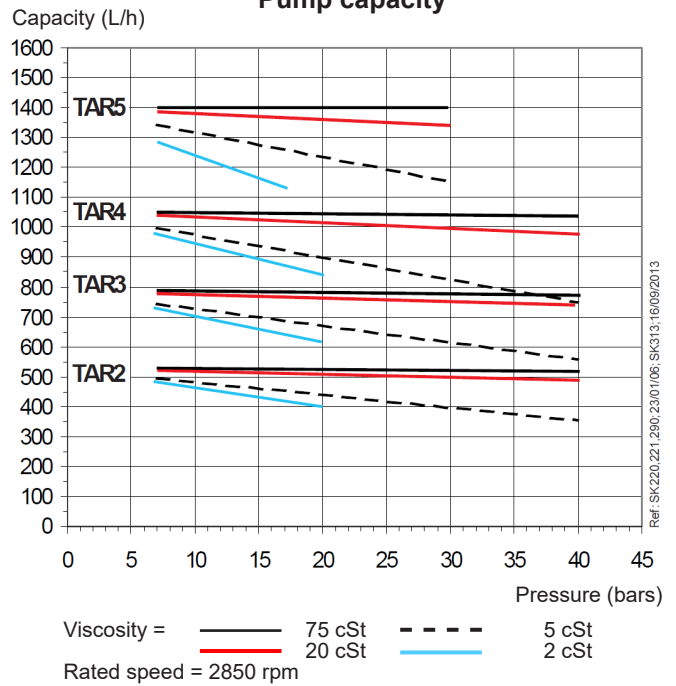
Delivery pressure

setting	30 bars
Operating viscosity	1,25 - 75 mm ² /s (cSt)
<i>(for viscosity lower than 2 cSt, the maximum pressure has to be reduced to 20 bars for TAR2/3/4 and 17 bars for TAR5).</i>	
Oil temperature	0 - 150°C in the pump
Inlet pressure	0,45 bars max. vacuum to prevent air separation from oil. Inlet feed pressure : 5 bars max.
Return pressure	5 bars max.
Rated speed	3600 rpm max.
Torque (@ 40 rpm)	0,3 N.m

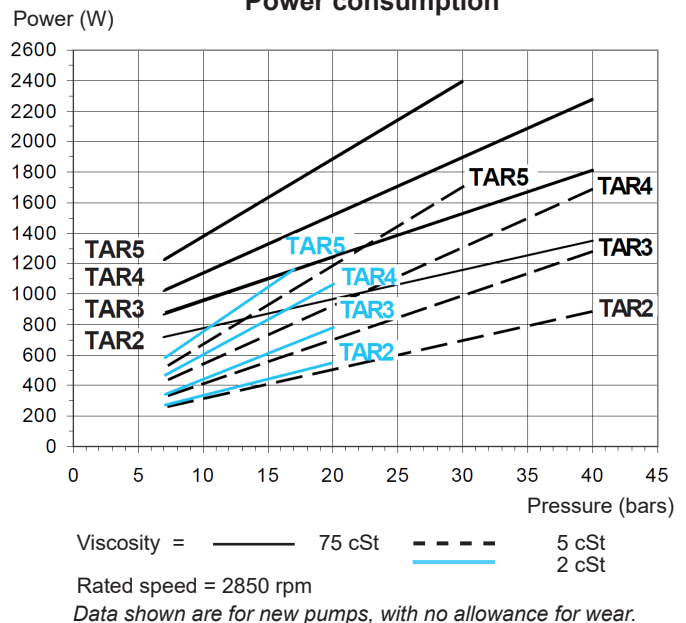
Choice of heater

Cartridge	Ø 12 mm
Fitting	according to EN 50262
Rating	80-100 W

Pump capacity



Power consumption



PUMP DIMENSIONS

Example shows pump with "C" rotation - Reverse all pump connections for "A" rotation.

